


ABOUT ME

Improving Leadership
Decision-Making Through
Dashboard Development,
Analysis, & Identification of
Data Improvement
Opportunities

CONTACT

 Brett.T.Redd@gmail.com

 (469) 450-9822

 <https://brettredd.com>

 [.../in/brett-redd-4205b017/](https://in/brett-redd-4205b017/)

Allen, TX







EDUCATION

 **UNIVERSITY OF TEXAS
AT DALLAS**
Bachelor of Science in
FINANCE, *Cum Laude*
2012




BRETT REDD

SR BI DEVELOPER & ANALYST

SKILLS

 Alteryx/Tableau/PowerBI/DAX/SQL
 Excel/PowerPivot
 Python3/HTML(5)/CSS
 Data Cleansing/Modeling/Analysis





OBJECTIVE

-  Diversified BI professional, skilled in support of IT systems oversight, process improvement, performance measurement, operations, financial forecasting, project mgmt., real estate site selection, and health care.
-  Recognized for outstanding communication through the development of comprehensive dashboard reports.
-  Strong desire to leverage my skill sets in a role with operational and strategic decision-making, while still adding value to my organization through my capability to develop reporting processes and write/model reports.

EXPERIENCE


WELLPATH

2022-2024

-  Developed Tableau dashboards, end-to-end, in support of health care operational performance, claims management, patient wellness, 3rd party provider performance, pharmacy Rx distribution, and staffing.
-  End-to-end development included the scripting and scheduling of stored procedures, views, and custom initial SQL modeling for Tableau Viz dev.
-  Leveraged extensive Tableau viz techniques, including sets, parameters, LODs, action filters and parameters, custom shapes and color palettes, etc.
-  Managed Tableau Server user admin groups & refresh cadence.







MISC

2019-2022

-  Filled multiple roles, FT and contract, over a 3 year span, in an effort to find a position where the work is fulfilling, and I am able to deliver the highest value to my employer on a long-term basis. Many of these roles were accepted to merely provide for my family, and did not align with my long-term goals to work in a developer capacity. Please reference my work detail for additional info.

CBRE

2010-2019, 2021

-  Developed dashboards (Excel 2010-2015, Tableau 2015-2019) to support the project mgmt service line, delivering insights into KPI performance (project, regional, account, exec levels), trends, value, volume, geographic/industry/property type distribution, cash flow, staffing, schedule/progress, value creation, customer sat, etc.
-  Recognized on multiple occasions for employing best practices to:
 -  Shape/model data into meaningful visualizations
 -  Monitor and measure data quality
 -  Monitor/Forecast cash flow & staffing
 -  Develop processes to acquire data for accurate analysis.